



INDEPENDENT AUDITOR'S REPORT

To,

The Shareholders of Haryana Gramin Bank, Rohtak

Report on the Audit of the Financial Statements

Opinion

1. We have audited the Financial Statements of Haryana Gramin Bank ('the Bank'), which comprise the Balance Sheet as at 31st March 2026, the Profit and Loss Account for the year then ended and notes to Financial Statements including a summary of significant accounting policies and other explanatory information in which are included returns for the year ended on that date of 55 branches audited by us and 392 branches audited by Statutory Branch Auditors. The branches audited by us and those audited by other auditors have been selected by the Bank in accordance with the guidelines issued to the Bank by the NABARD. Also included in the Balance Sheet, the Profit and Loss Account are the returns from 249 branches and 15 other offices which have not been subjected to audit.
2. In our opinion and to the best of our information and according to the explanations given to us, the aforesaid standalone Financial Statements give the information required by the Banking Regulation Act, 1949 in the manner so required for Bank and are in conformity with accounting principles generally accepted in India and:
 - a. the Balance Sheet, read with the notes thereon is a full and fair Balance Sheet containing all the necessary particulars, is properly drawn up so as to exhibit a true and fair view of the state of affairs of the Bank as at 31st March, 2026.
 - b. the Profit and Loss Account, read with the notes thereon shows a true balance of profit.

Basis for Opinion

3. We conducted our audit in accordance with the Standards on Auditing (SAs) issued by ICAI. Our responsibilities under those Standards are further described in the Auditor's Responsibilities for the Audit of the Financial Statements section of our report. We are independent of the Bank in accordance with the code of ethics issued by the Institute of Chartered Accountants of India together with ethical requirements that are relevant to our audit of the Financial Statements in India, and we have fulfilled our other ethical responsibilities in accordance with these requirements and the code of ethics. We believe that the audit evidence we have obtained is sufficient and appropriate to provide a basis for our opinion.

Key Audit Matters

4. Key audit matters are those matters that, in our professional judgment, were of most significance in our audit of the Financial Statements of the current period. These matters were addressed in the context of our audit of the Financial Statements as a whole, and in forming our opinion thereon and we do not provide a separate opinion on these matters.



Key Audit Matter: During the statutory audit of the branches audited by us and other branch auditors, 140 accounts of amounting to Rs.546.80 lakh were identified as bad debts (NPAs) and interest amount of Rs.74.66 lakh has been derecognized during the audit. Therefore, it is recommended to further upgrade the System Generated Assets Classification Module for accurate identification of NPAs as per RBI Norms.

Responsibilities of Management and Those charged with Governance for the Standalone Financial Statements

5. Management of the Bank is responsible with respect to the preparation of these Financial Statements in accordance with accounting principles generally accepted in India, including the Accounting Standards issued by ICAI, and provisions of Section 29 of the Banking Regulation Act, 1949 and circulars and guidelines issued by the Reserve Bank of India ('RBI') and NABARD from time to time. This responsibility also includes maintenance of adequate accounting records in accordance with the provisions of the Act for safeguarding the assets of the Bank and for preventing and detecting frauds and other irregularities; selection and application of appropriate accounting policies; making judgments and estimates that are reasonable and prudent; and design, implementation and maintenance of adequate internal financial controls, that were operating effectively for ensuring the accuracy and completeness of the accounting records, relevant to the preparation and presentation of the Financial Statements that should give a true and fair view and should be free from material misstatement, whether due to fraud or error.

In preparing the Financial Statements, the Management is responsible for assessing the Bank's ability to continue as a going concern, disclosing, as applicable, matters related to going concern and using the going concern basis of accounting unless the Management either intends to liquidate the Bank or to cease operations, or has no realistic alternative but to do so.

Auditor's Responsibilities for the Audit of the Financial Statements

6. Our objectives are to obtain reasonable assurance about whether the Financial Statements as a whole are free from material misstatement, whether due to fraud or error, and to issue an auditor's report that includes our opinion. Reasonable assurance is a high level of assurance, but is not a guarantee that an audit conducted in accordance with SAs will always detect a material misstatement when it exists. Misstatements can arise from fraud or error and are considered material if, individually or in the aggregate, they could reasonably be expected to influence the economic decisions of users taken on the basis of these Financial Statements.

As part of an audit in accordance with SAs, we exercise professional judgment and maintain professional skepticism throughout the audit. We also:

- Identify and assess the risks of material misstatement of the Financial Statements, whether due to fraud or error, design and perform audit procedures responsive to those risks, and obtain audit evidence that is sufficient and appropriate to provide a basis for our opinion. The risk of not detecting a material misstatement resulting from fraud is higher than for one resulting from error, as fraud may involve collusion, forgery, intentional omissions, misrepresentations, or the override of internal control.
- To obtain an understanding of internal control relevant to the audit in order to design audit procedures that are appropriate in the circumstances.
- Evaluate the appropriateness of accounting policies used and the reasonableness of accounting estimates and related disclosures made by management.



- Conclude on the appropriateness of management's use of the going concern basis of accounting and, based on the audit evidence obtained, whether a material uncertainty exists related to events or conditions that may cast significant doubt on the bank's ability to continue as a going concern. If we conclude that a material uncertainty exists, we are required to draw attention in our auditor's report to the related disclosures in the Financial Statements or, if such disclosures are inadequate, to modify our opinion. Our conclusions are based on the audit evidence obtained up to the date of our auditor's report. However, future events or conditions may cause the bank to cease to continue as a going concern.

- Evaluate the overall presentation, structure and content of the Financial Statements, including the disclosures, and whether the Financial Statements represent the underlying transactions and events in a manner that achieves fair presentation.

We communicate with those charged with governance regarding, among other matters, the planned scope and timing of the audit and significant audit findings, including any significant deficiencies in internal control that we identify during our audit.

We also provide those charged with governance with a statement that we have complied with relevant ethical requirements regarding independence, and to communicate with them all relationships and other matters that may reasonably be thought to bear on our independence, and where applicable, related safeguards.

From the matters communicated with those charged with governance, we determine those matters that were of most significance in the audit of the Financial Statements of the current period and are therefore the key audit matters. We describe these matters in our auditor's report unless law or regulation precludes public disclosure about the matter or when, in extremely rare circumstances, we determine that a matter should not be communicated in our report because the adverse consequences of doing so would reasonably be expected to outweigh the public interest benefits of such communication.

Other Matters

7. The Financial Statements / information of 249 branches and 15 other offices included in the Financial Statements of the Bank have not been audited by Statutory Auditors. The Financial Statements / information of these branches/offices have been furnished to us by the Bank and incorporated in the Financial Statements of the Bank.

Our opinion is not modified in respect of this matter.

Report on Other Legal and Regulatory Requirements

8. The Balance Sheet and the Profit and Loss Account have been drawn up in accordance with Section 29 of the Banking Regulation Act, 1949;
9. Subject to the limitations of the audit indicated in paragraphs above and as required by the Regional Rural Banks Act, 1976 and subject also to the limitations of disclosure required therein, we report that:
 - a) We have obtained all the information and explanations which, to the best of our knowledge and belief, were necessary for the purposes of our audit and have found them to be satisfactory;



- b) The transactions of the Bank, which have come to our notice, have been within the powers of the Bank; and
- c) The returns received from the offices and branches of the Bank have been found adequate for the purposes of our audit.

10. We further report that:

- a) In our opinion, proper books of account as required by law have been kept by the Bank so far as it appears from our examination of those books and proper returns adequate for the purposes of our audit have been received from branches not visited by us;
- b) The Balance Sheet and the Profit and Loss Account dealt with by this report are in agreement with the books of account and with the returns received from the branches not visited by us;
- c) The reports on the accounts of the branch offices audited by Statutory Branch Auditors of the Bank under section 29 of the Banking Regulation Act, 1949 have been sent to us and have been properly dealt with by us in preparing this report; and
- d) In our opinion, the Balance Sheet and the Profit and Loss Account comply with the applicable accounting standards, to the extent they are not inconsistent with the accounting policies prescribed by RBI.

For M/s Rajesh Mehra & Associates
Chartered Accountants
(Firm Registration No. 009725N)




(CA Vivek Gupta)
Partner

Membership No. 503357
UDIN: 26503357FNTRDK6828

Place : Rohtak
Date : 30.04.2026


HARYANA GRAMIN BANK


HO: ROHTAK

FORM 'A'


BALANCE SHEET AS ON 31.03.2026

PARTICULARS	SCHEDULE	(Rupees)	
		AS ON 31.03.2026 (Current year)	AS ON 31.03.2025 (Previous year)
CAPITAL AND LIABILITIES			
Capital	1	46,27,56,360	46,27,56,360
Reserves & Surplus	2	31,89,29,44,548	28,07,19,47,915
Deposits	3	2,67,50,48,70,699	2,51,11,42,87,647
Borrowings	4	29,86,91,86,233	19,15,52,69,036
Other Liabilities & Provisions	5	9,37,18,89,525	8,17,77,81,818
TOTAL		3,39,10,16,47,365	3,06,98,20,42,776
ASSETS			
Cash & balances with Reserve Bank of India	6	8,58,51,48,770	10,16,59,85,523
Balance with Banks & Money at Call & Short Notice	7	33,15,02,50,491	31,82,49,30,436
Investments	8	95,57,27,52,287	84,75,13,34,408
Advances	9	1,90,80,18,81,935	1,68,84,74,84,557
Fixed Assets	10	1,30,63,42,980	1,30,51,13,233
Other Assets	11	9,68,52,70,902	10,08,71,94,619
TOTAL		3,39,10,16,47,365	3,06,98,20,42,776
Contingent Liabilities	12	1,99,72,86,178	1,58,68,88,055
Bills for Collection (Contra Items)		5,63,92,907	13,38,05,600


Rakesh Kumar
General Manager


Garima Kapoor
Director


Lalit Taneja
Director


Manoneet Daler
Director


Sumant Kumar
Chairman



Pankaj Setiya
Director


Anju Mittal
Director


Vivek Raghuvanshi
Director

Annexure to our report of even date.
For M/s Rajesh Mehra & Associates

Chartered Accountants
(Firm Regn. No. 009725N)


CA Vivek Gupta, Partner
(FCA, M.No. 503357)

UDIN: 26503357 FNTRDK6828



Place: Rohtak
Date: 30.04.2026

HARYANA GRAMIN BANK

HO: ROHTAK

FORM 'B'

PROFIT & LOSS ACCOUNT FOR THE PERIOD ENDED 31.03.2026

PARTICULARS	SCHEDULE	(Rupees)	
		Period ended 31.03.2026 (Current year)	Period ended 31.03.2025 (Previous year)
1 INCOME			
Interest earned	13	24,79,25,09,408	22,76,42,61,854
Other Income	14	3,53,63,06,695	3,00,29,14,876
TOTAL		28,32,88,16,103	25,76,71,76,730
2 EXPENDITURE			
Interest expended	15	12,95,76,19,632	12,11,09,89,277
Operating Expenses	16	8,75,46,80,760	8,92,06,08,938
Provision and Contingencies		71,96,60,743	(1,10,18,71,169)
TOTAL		22,43,19,61,135	19,92,97,27,046
3 PROFIT/(LOSS)			
Net Profit for the year before Tax		5,89,68,54,968	5,83,74,49,684
Less: Provision for Income Tax		2,07,58,58,335	2,07,14,04,651
Net Profit for the year after Tax		3,82,09,96,633	3,76,60,45,033
Add/Less: Profit/ (Loss) brought forward		-	-
Profit available for Appropriation		3,82,09,96,633	3,76,60,45,033
4 APPROPRIATIONS			
TRANSFERRED TO:			
Statutory Reserve		95,52,49,158	94,15,11,258
Capital Reserve		-	-
Special Reserve as per Income Tax Act		86,90,000	40,30,000
Revenue & other Reserves		2,85,70,57,475	2,35,12,75,052
Investment Fluctuation Reserve		-	46,92,28,723
Balance carried to Balance Sheet		-	-
TOTAL		3,82,09,96,633	3,76,60,45,033
Earning Per Share (Rs.)		82.57	81.38



Rakesh Kumar
General Manager




Garima Kapoor
Director

Lalit Taneja
Director



Manoneet Dalal
Director



Sumant Kumar
Chairman



Pankaj Setiya
Director



Anju Mittal
Director



Vivek Raghuvanshi
Director

Annexure to our report of even date.

For M/s Rajesh Mehra & Associates

Chartered Accountants

(Firm Regn. No. 009725N)





SA Vivek Gupta, Partner
(FCA, M.No. 503357)

Place: Rohtak
Date: 30.04.2026

UDIN: 26503357 FNTRDK6828

HARYANA GRAMIN BANK
HO: ROHTAK

PARTICULARS	(Rupees)	
	AS ON 31.03.2026	AS ON 31.03.2025
SCHEDULE-1 CAPITAL		
Authorised Capital (2,000,000,000 Ordinary Shares of Rs. 10/- each)	20,00,00,00,000	20,00,00,00,000
Issued, Subscribed & Called -up Capital (46,275,636 Ordinary Shares of Rs.10/- each)	46,27,56,360	46,27,56,360
SCHEDULE-2 RESERVES & SURPLUS		
1 STATUTORY RESERVES		
i) Opening Balance	7,20,10,56,699	6,25,95,45,441
ii) Addition during the Year	95,52,49,158	94,15,11,258
iii) Deduction During the Year	-	-
iv) Balance	8,15,63,05,857	7,20,10,56,699
2 CAPITAL RESERVES		
a) Revaluation Reserve		
i) Opening Balance	78,01,47,849	-
ii) Addition during the Year	-	78,01,47,849
iii) Balance	78,01,47,849	78,01,47,849
b) Others		
i) Opening Balance	3,15,96,798	3,15,96,798
ii) Addition during the Year	-	-
iii) Balance	3,15,96,798	3,15,96,798
3 Special Reserve under Sec.36(1)(viii) of Income Tax Act		
i) Opening Balance	16,48,06,000	16,07,76,000
ii) Addition during the Year	86,90,000	40,30,000
iii) Deduction during the year	-	-
iv) Balance	17,34,96,000	16,48,06,000
4 REVENUE AND OTHER RESERVES		
Other Free Reserves		
i) Opening Balance	18,42,21,71,041	16,37,79,91,026
ii) Addition during the Year	2,85,70,57,475	2,35,12,75,052
iii) Deduction during the year	-	30,70,95,037
iv) Balance	21,27,92,28,516	18,42,21,71,041
Investment Fluctuation Reserve		
i) Opening Balance	1,47,21,69,528	69,58,45,768
ii) Addition during the Year	-	77,63,23,760
iii) Deduction during the year	-	-
iv) Balance	1,47,21,69,528	1,47,21,69,528
PROFIT & LOSS A/C		
i) Opening Balance	-	-
ii) Addition during the Year	-	-
iii) Transfer from Provisions	-	-
iv) Transfer to Reserves	-	-
v) Balance in Profit and Loss Account	-	-
TOTAL	31,89,29,44,548	28,04,03,51,116



HARYANA GRAMIN BANK
HO: ROHTAK

PARTICULARS	AS ON 31.03.2026	AS ON 31.03.2025
SCHEDULE-3 DEPOSITS		
1 DEMAND DEPOSITS		
i) From Banks	-	-
ii) From Others	1,78,14,25,781	1,59,29,57,930
2 SAVINGS BANK DEPOSITS	1,31,41,21,22,642	1,23,54,07,88,280
3 TERM DEPOSITS		
i) From Banks	10,37,64,06,873	10,44,07,96,008
ii) From Others	1,23,93,49,15,403	1,15,53,97,45,429
TOTAL (1+2+3)	2,67,50,48,70,699	2,51,11,42,87,647
1) Deposits of Branches in India	2,67,50,48,70,699	2,51,11,42,87,647
2) Deposits of Branches Outside India	-	-
TOTAL	2,67,50,48,70,699	2,51,11,42,87,647
SCHEDULE-4 BORROWINGS		
1 BORROWINGS IN INDIA		
i) Reserve Bank of India	-	-
ii) Other Banks	63,69,24,836	21,24,00,959
iii) Other Institutions	29,23,22,61,397	18,94,28,68,077
2 BORROWING FROM OUTSIDE INDIA	-	-
TOTAL	29,86,91,86,233	19,15,52,69,036
Secured borrowings included in 1 and 2 above	63,69,24,836	21,24,00,959
SCHEDULE-5 OTHER LIABILITIES & PROVISIONS		
1 Bills Payable	40,53,59,403	45,28,70,814
2 Inter Office Adjustments(Net)	-	-
3 Interest Accrued	68,53,34,430	51,80,31,318
4 Others (Including Provisions)	8,28,11,95,692	7,20,68,79,686
TOTAL	9,37,18,89,525	8,17,77,81,818



HARYANA GRAMIN BANK
HO: ROHTAK

PARTICULARS	AS ON 31.03.2026	AS ON 31.03.2025
SCHEDULE-6 CASH AND BALANCE WITH RESERVE BANK OF INDIA		
1 Cash in Hand	95,82,24,724	77,06,61,826
2 Balance with Reserve Bank of India In Current Accounts	7,62,69,24,046	9,39,53,23,697
TOTAL	8,58,51,48,770	10,16,59,85,523

SCHEDULE-7 BALANCES WITH BANKS & MONEY AT CALL & SHORT NOTICES		
1 IN INDIA		
i) Balance with Banks:		
In Current Accounts	14,57,49,491	82,04,30,436
In Other Deposit Accounts	33,00,45,01,000	31,00,45,00,000
ii) Money at Call & Short Notice		
With Banks	-	-
With Other Institutions	-	-
TOTAL	33,15,02,50,491	31,82,49,30,436
2 OUTSIDE INDIA	-	-
GRAND TOTAL	33,15,02,50,491	31,82,49,30,436

SCHEDULE-8 INVESTMENT		
INVESTMENTS IN INDIA		
1. Government Securities	73,06,14,93,120	67,14,61,95,241
2. Other Approved Securities	-	-
3. Debentures and Bonds	18,97,70,63,917	17,60,51,39,167
4. Equity Shares	-	-
5. Subsidiaries and/or Joint Ventures	-	-
6. Others	3,53,41,95,250	-
TOTAL	95,57,27,52,287	84,75,13,34,408
2 INVESTMENTS OUTSIDE INDIA	-	-
GRAND TOTAL	95,57,27,52,287	84,75,13,34,408



HARYANA GRAMIN BANK
HO: ROHTAK

PARTICULARS	AS ON 31.03.2026	AS ON 31.03.2025
SCHEDULE-9 ADVANCES		
A) i) Bills Purchased & Discounted	-	-
ii) Cash credit, Overdraft & Loans repayable on Demand	1,27,07,99,94,119	1,18,09,88,65,476
iii) Term Loan	63,72,18,87,816	50,74,86,19,081
TOTAL	1,90,80,18,81,935	1,68,84,74,84,557
B) i) Secured by tangible assets	1,79,95,42,54,604	1,60,56,80,74,235
ii) Covered by Bank/Govt. Guarantees	4,45,37,02,953	2,24,92,97,592
iii) Unsecured	6,39,39,24,378	6,03,01,12,730
TOTAL	1,90,80,18,81,935	1,68,84,74,84,557
C) ADVANCES IN INDIA		
i) Priority Sector	1,37,58,90,37,782	1,23,84,46,17,982
ii) Public Sector	-	-
iii) Banks	-	-
iv) Others	53,21,28,44,153	45,00,28,66,575
TOTAL	1,90,80,18,81,935	1,68,84,74,84,557
ADVANCES OUTSIDE INDIA	-	-
GRAND TOTAL	1,90,80,18,81,935	1,68,84,74,84,557
SCHEDULE-10 FIXED ASSETS		
LAND AND BUILDING		
i) At Cost as on 31st March of the preceeding year	99,57,03,994	26,30,07,371
ii) Addition during the Year	-	-
iii) Revaluation during the Year	-	73,26,96,623
iii) Deduction During the Year	-	-
iv) Depreciation to Date	(7,62,48,427)	(7,08,25,941)
v) Work in progress	-	-
TOTAL (A)	91,94,55,567	92,48,78,053
OTHER FIXED ASSETS (INCLUDING FURNITURE AND FIXTURE)		
i) At Cost as on 31st March of the preceeding year	1,53,76,51,709	1,45,20,98,202
ii) Addition during the Year	8,77,58,386	9,97,22,084
iii) Deduction During the Year	(21,31,448)	(1,41,68,577)
	1,62,32,78,647	1,53,76,51,709
Depreciation to Date	(1,23,63,91,234)	(1,15,74,16,528)
TOTAL (B)	38,68,87,414	38,02,35,181
GRAND TOTAL	1,30,63,42,980	1,30,51,13,234



HARYANA GRAMIN BANK
HO: ROHTAK

PARTICULARS	AS ON 31.03.2026	AS ON 31.03.2025
SCHEDULE-11 OTHER ASSETS		
1 Inter Office Adjustments	-	-
2 Interest Accrued	-	-
3 Tax Paid in advance/ Tax deducted at Sources(TDS)	6,73,90,00,105	6,41,29,33,856
4 Stationery and Stamps	29,87,26,840	18,97,90,512
5 Non-Banking assets acquired in Satisfaction of Claim	67,90,829	90,91,190
6 Others	-	-
	2,64,07,53,128	3,47,53,79,061
TOTAL	9,68,52,70,902	10,08,71,94,619

SCHEDULE-12 CONTINGENT LIABILITIES		
1 Claims against the bank not acknowledged as debts	5,09,91,713	3,58,39,368
2 Liabilities for partly paid investments	-	-
3 Liabilities on account of outstanding forward exchange contracts	-	-
4 Guarantees given on behalf of constituents.		
a) In India	-	-
b) Outside India	3,97,36,001	7,17,32,864
5 Acceptances, endorsements and other obligations	-	-
6 Other items for which the bank is contingently liable	1,90,65,58,464	1,47,93,15,823
TOTAL	1,99,72,86,178	1,58,68,88,055



HARYANA GRAMIN BANK
HO: ROHTAK

PARTICULARS	Period ended 31.03.2026	Period ended 31.03.2025
SCHEDULE-13 INTEREST EARNED		
1 Interest /Discount on Advances/Bills	16,09,00,86,956	14,09,62,87,534
2 Income on Investments	6,36,69,27,652	6,88,68,81,266
3 Interest on Balances with Reserve Bank of India & other Inter Bank Funds	2,33,54,94,800	1,78,10,93,054
4 Others	-	-
TOTAL	24,79,25,09,408	22,76,42,61,854

SCHEDULE-14 OTHER INCOME		
1 Commission, Exchange & Brokerage	9,68,13,390	6,56,23,160
2 Profit on sale of investments	7,68,68,924	28,51,26,079
Less: Loss on sale of investments	(98,86,696)	(2,60,05,500)
3 Profit on revaluation of investment	-	-
Less: Loss on revaluation of investments	-	-
4 Profit on sale of land, building and other assets	7,22,441	5,85,564
Less: Loss on sale of land, building and other assets	(18,333)	(7,402)
5 Profit on Exchange Transaction	-	-
Less: Loss on Exchange Transaction	-	-
6 Income earned by way of dividends etc. from and/or Joint Ventures abroad/in India	-	-
7 Miscellaneous Income	3,37,18,06,969	2,67,75,92,975
8 Previous Year Adjustment	-	-
TOTAL	3,53,63,06,695	3,00,29,14,876



HARYANA GRAMIN BANK

HO: ROHTAK

PARTICULARS	Period ended 31.03.2026	Period ended 31.03.2025
SCHEDULE-15 INTEREST EXPENDED		
1 Interest on deposits	12,04,37,42,902	10,89,04,55,192
2 Interest on Reserve Bank of India/NABARD/ Inter Bank Borrowings	91,38,76,730	1,22,05,34,085
3 Others	-	-
TOTAL	12,95,76,19,632	12,11,09,89,277

SCHEDULE-16 OPERATING EXPENSES		
1 Payments to and provisions for employees	6,72,95,40,698	6,97,24,20,182
2 Rents, taxes and lighting	29,72,44,308	27,97,91,351
3 Printing and Stationery	7,47,86,586	6,70,62,235
4 Advertisement and publicity	38,48,869	30,66,419
5 Depreciation on bank's property	8,35,77,305	7,64,12,164
6 Directors' fees, allowances and expenses	1,97,310	1,37,355
7 Auditors' fees and expenses (including branch auditors)	99,94,479	1,27,42,616
8 Law Charges	10,09,13,509	7,76,84,200
9 Postage, telegrams, telephone etc.	5,89,43,392	4,52,57,266
10 Repairs and maintenance	1,85,11,566	1,82,29,809
11 Insurance	42,47,48,821	40,26,11,110
12 Other expenditure	95,23,73,917	96,51,94,231
13 Loss on sale of land, building and other assets	-	-
Less-Profit on sale of land, building and other assets	-	-
14 Loss on sale of Securities	-	-
TOTAL	8,75,46,80,760	8,92,06,08,938

